

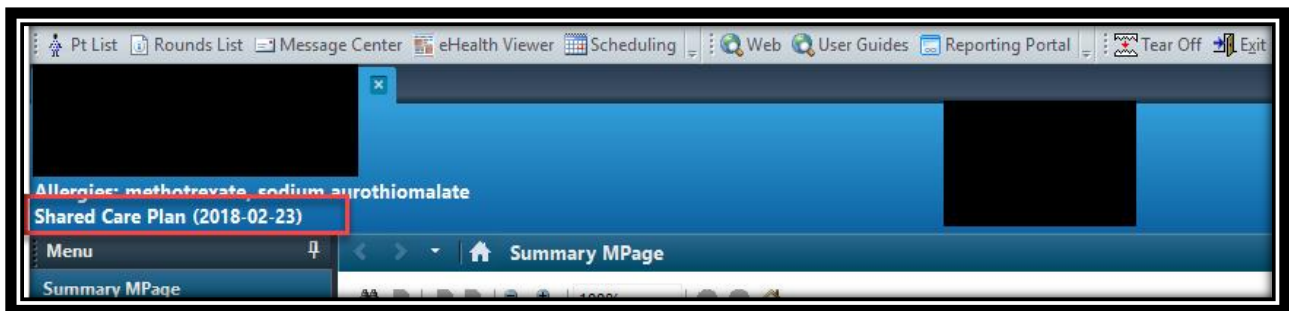
### How to Find Shared Care Plan from MOIS in PowerChart

Clients must match in Cerner and MOIS on six Fields: First Name, Last Name, Date of Birth, Gender, PHN and Insurance Type (By) for the care-plan to properly share from MOIS to PowerChart (PC).

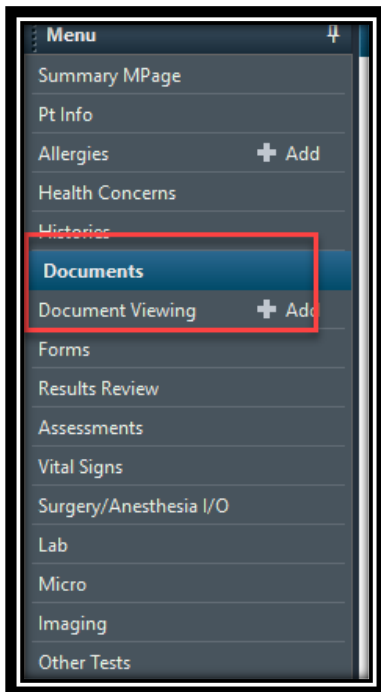
Only Shared Care Plans are accepted by PowerChart at this time. No other Electronic Medical Record (EMR) to EMR documents will be received into the chart.

### Shared Care Plan Alert in PowerChart

When a care plan is properly shared from MOIS to PC, there will be an alert in PC on the blue banner bar at the top of a the patient’s chart. This alert will include the date the care plan was shared into PowerChart. Once a care plan is shared into PC, it becomes a document that can be viewed in either “Documents” or “Document Viewing” tabs in PC.

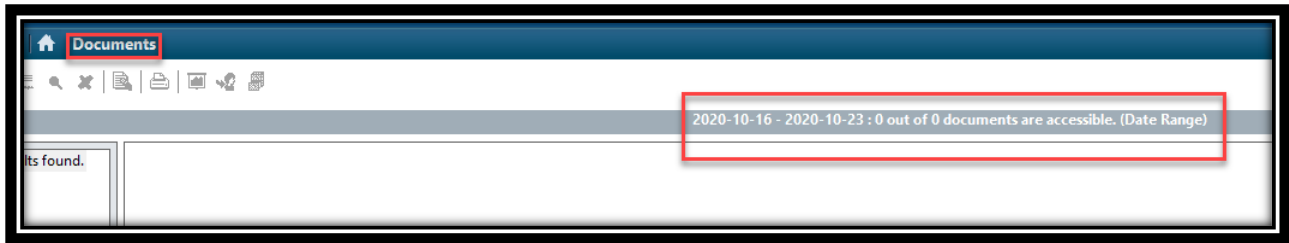


From here, the share care plan can be viewed in either “Documents” or “Document Viewing” which can be found in the left hand, dark menu of the patient’s chart.

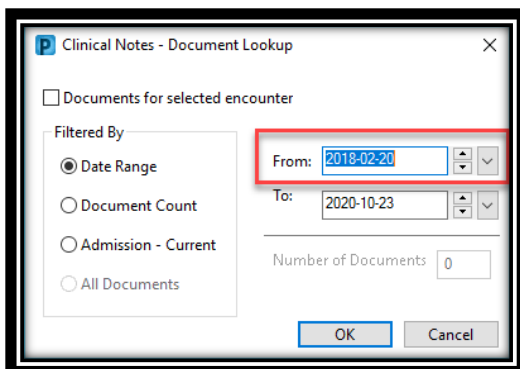
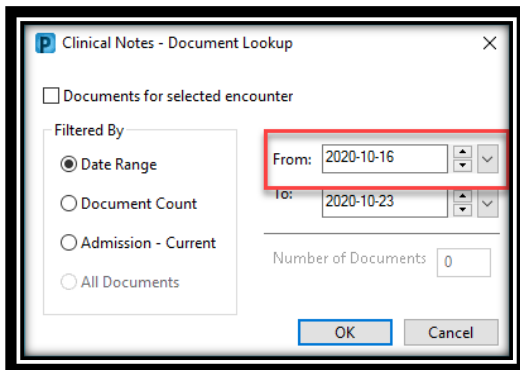
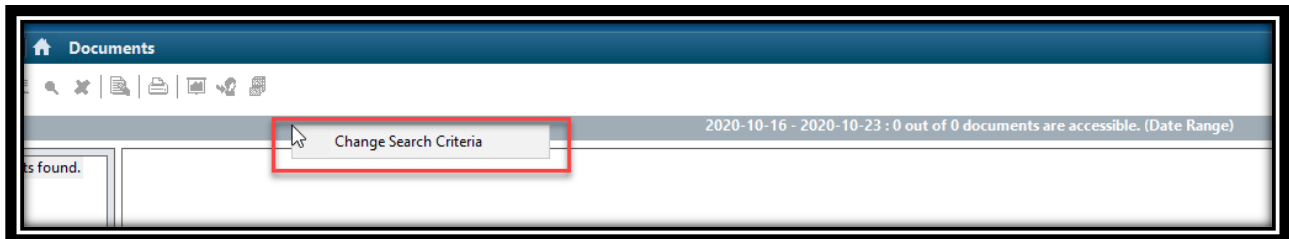


## Viewing the Shared Care Plan in the “Documents” Tab

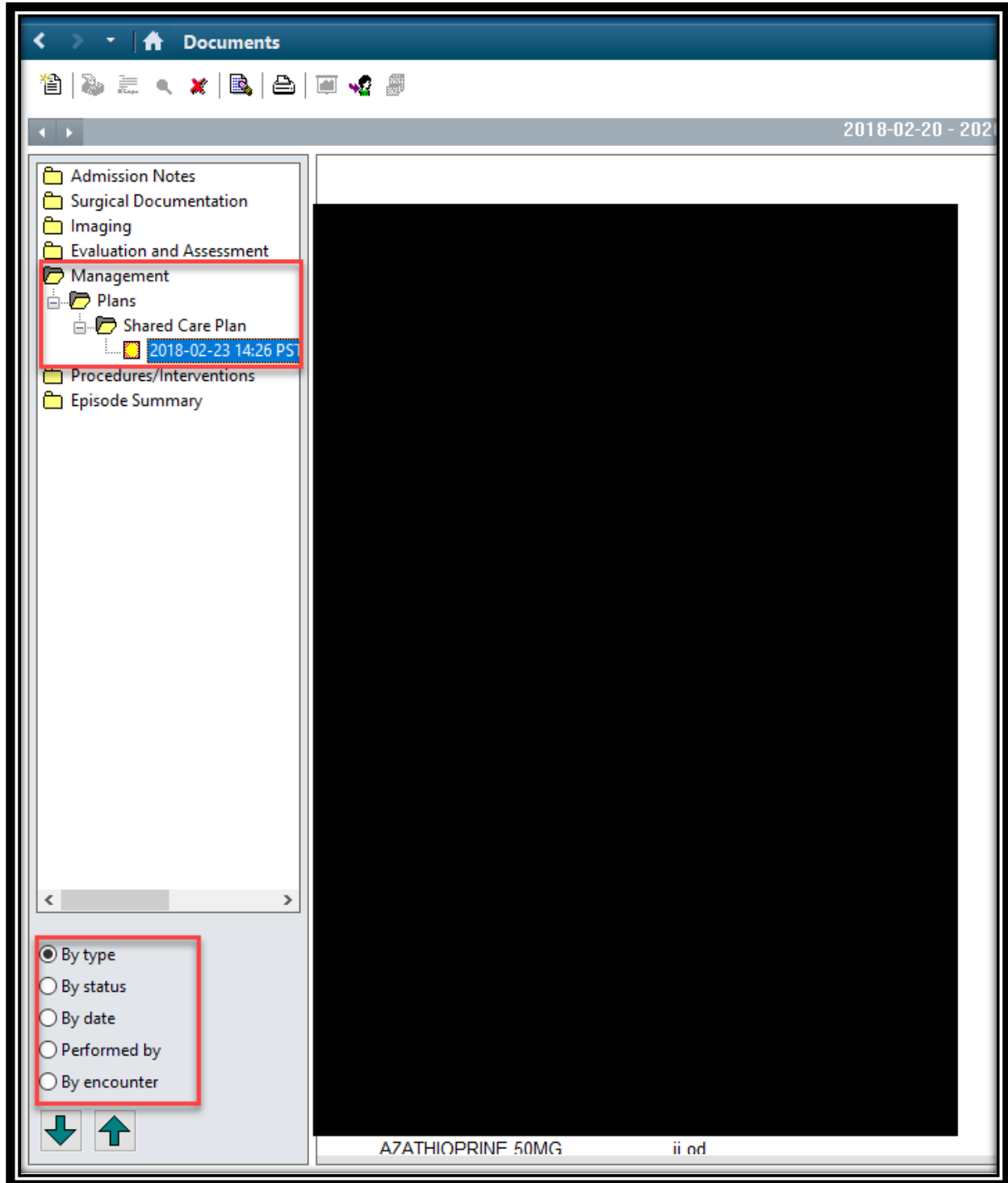
If the document is not readily available in the “Documents” tab, check the date range.



The date range is defaulted to around two weeks, which may not be far enough back to include the shared care plan. Right click the grey date bar, and select “Change Search Criteria” which will allow you to select a date range. Make sure to include a date before the share care plan alert in the “From” section. For example, in this chart, the date for the shared care plan alert was 2018-02-23, so the “From” date has to be set at least before that.



The note should now be viewable in the Documents tab. In navigation window in the left side of the “Documents” tab, select the “By type” filter. Find “Management -> Plans -> Shared Care Plans ->” and the shared care plan should be there. The “By type” filter is the easiest filter for finding a particular type of document within a date range and is recommended here. Double click the shared care plan, it will open in the right window. A box is covering this information to preserve confidentiality.



## Viewing the Shared Care Plan in the “Document Viewing” Tab

Finding the shared care plan in the “Document Viewing” tab is more straightforward. The tab is found on the left side dark menu.

“Document Viewing” shows all documents in the navigation window, regardless of date or type. Depending on the number of documents, you may have to scroll through several pages. Click next page until you see the date range you are looking for. In this example, we scroll through the pages until 2018-02-23 shows in the date column. The second and third column tell you which document you are looking at. Once you left click once and highlight blue, the shared care plan will open in the right window and you can view the information.

The screenshot displays the "Document Viewing" interface. On the left, a list of documents is shown with columns for Service Date/Time, Subject, Type, Facility, and Author/Contributor(s). The document "2018-02-23 14:26 PST" with Subject "care plan" and Type "Shared Care Plan" is highlighted in blue. On the right, the details of this document are shown, including the Result Type "Shared Care Plan" and Result Date "2018 February 23 14:26 PST". Below this, the text "CARE PLAN AS OF 2018-02-23 FOR:" is followed by a redacted area. Further down, an "ADVANCE DIRECTIVE" section is visible, dated "2018-02-23 MOST", with an instruction comment "C2" and a "SEE DETAIL" link. At the bottom, a "HEALTH ISSUES" section is also redacted. Navigation buttons for "Previous" and "Next" are visible at the bottom left of the list.

Service Date/Ti...	Subject	Type	Facility	Author: Contributor(s)
2018-02-23 14:26 PST	care plan	Shared Care Plan		
2017-05-01 10:12 PST	US Renal Bilat	US Renal Bilat	UHNBC	
2017-01-09 15:00 PST	XR Chest PA/Lat	XR Chest PA/Lat	UHNBC	
2016-07-12 13:55 PDT		XR Pelvis & Left Hip	UHNBC	
2016-06-16 14:50 PDT		XR Spine Cervical Flex & Ext	UHNBC	
2016-06-07 8:17 PDT		CT Spine Multi Cervical w/o Contrast	UHNBC	
2016-04-18 15:10 PDT		XR Neck Soft Tissue	UHNBC	
2016-04-18 15:10 PDT		XR Chest PA/Lat	UHNBC	
2016-02-18 8:15 PST	Outpatient Progress Note	Outpatient Progress Note	UHNBC	
2016-02-15 11:57 PST		CT Soft Tissue Neck w/ Contrast	UHNBC	
2016-01-25 13:56 PST		CT Abdomen & Pelvis w/ Contrast	UHNBC	
2015-10-19 17:53 PDT		XR Shoulder Left	UHNBC	
2015-10-19 14:00 PDT		CD ECG	UHNBC	
2015-09-21 12:04 PDT		CT Head Multi w/o Contrast	UHNBC	
2015-08-28 13:11 PDT		US Head/Neck Soft Tissue	UHNBC	
2015-05-14 15:09 PDT		XR Spine Cervical Flex & Ext	UHNBC	
2014-10-03 10:38 PDT		XR Chest and Ribs Bilateral	UHNBC	
2014-09-11 20:14 PDT		XR Spine Thoracic	UHNBC	
2014-09-11 20:14 PDT		XR Spine Cervical	UHNBC	
2014-09-11 20:14 PDT		XR Spine Lumbar	UHNBC	
2014-09-11 20:14 PDT		XR Chest 1	UHNBC	
2014-09-11 17:41 PDT		CD ECG	UHNBC	
2014-09-05 14:38 PDT		XR Abdomen AP	UHNBC	
2014-09-05 14:31 PDT		XR Abdomen AP	UHNBC	
2014-07-23 19:42 PDT		MRI Spine Cervical w/o Contrast	UHNBC	
2014-06-25 10:57 PDT		US Pelvis Complete	UHNBC	
2014-05-05 9:30 PDT		CT Head Multi w/o Contrast	UHNBC	
2014-04-17 13:03 PDT		XR Chest PA/Lat	UHNBC	
2014-03-30 12:09 PDT		US Head/Neck Soft Tissue	UHNBC	
2014-01-10 17:22 PST		US Renal Bilat	UHNBC	
2013-05-24 17:15 PDT	Surgical Pathology Final Report	Surg Path Final Report	UHNBC	
2013-04-09 9:00 PDT		CT Abdomen & Pelvis w/ Contrast	UHNBC	